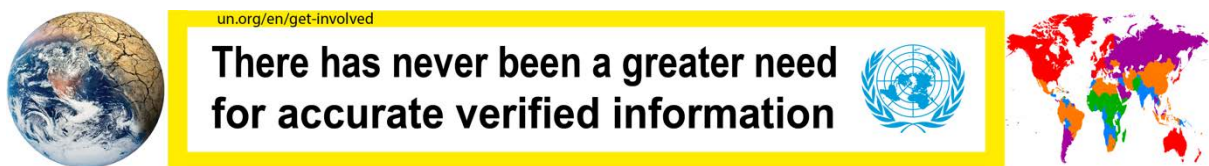


The paramount existential objective of “We the Peoples” is “save succeeding generations”, in 1945 “from the scourge of war” now added “suicidal war on nature by climate change and overconsumption” (*UNSG Guterres*). To “end the war” requires preservation of the life support system, nature, upon which everything depends. For this:

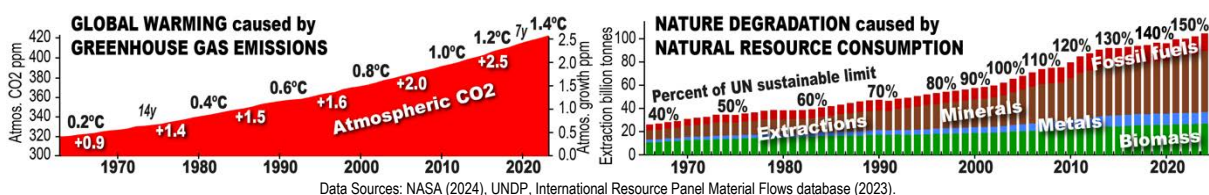
- “The will of the People is the source of the authority of Government and thereby of the United Nations; to express their will the People must be accurately informed”.
- “Everyone shall have the right to freedom of expression, to impart information, with duties and responsibilities for the protection of public security and health (which requires imparting information to the People to preserve the life support system, nature)”.
- “The cause of nature degradation including 90% of biodiversity loss and freshwater stress is human consumption of finite natural resources”; “the cause of climate change is human emission of greenhouse gases, most important CO₂”, **from the authoritative sources:**



NATION INFORMATION on CAUSE of CLIMATE CHANGE & NATURE DEGRADATION PER CAPITA DATA 2024	GREENHOUSE GAS EMISSIONS			NATURAL RESOURCE CONSUMPTION		
	CO ₂ tonnes SINCE 1850	CO ₂ tonnes CURRENT per year	CO ₂ TRENDS 5 years avg % per year	Consumption tonnes SINCE 1970	Consumption tonnes CURRENT per year	Consumption TRENDS 10 years avg % per year
Germany	1,155	10.2	-1.3%	1,344	25	+0.6%
United States	1,299	16.9	-0.8%	1,411	32	+0.8%
China	197	7.4	+2.4%	556	25	+1.4%
Brazil	84	2.2	-2.9%	563	16	+0.1%
India	45	1.8	+2.5%	142	5	+3.2%
Nigeria	21	0.6	+1.9%	93	3	+0.7%
Central African Rep.	2	0.0	+2.2%	109	2	+1.3%

Data Sources: Global Carbon Budget (2023), UNDP, International Resource Panel Material Flows database (2023).

Above: column #2 / #5 show cause of today’s climate change / nature degradation, #3 / #6 cause of future climate change / nature degradation, #4 / #7 action trends.



Data Sources: NASA (2024), UNDP, International Resource Panel Material Flows database (2023).

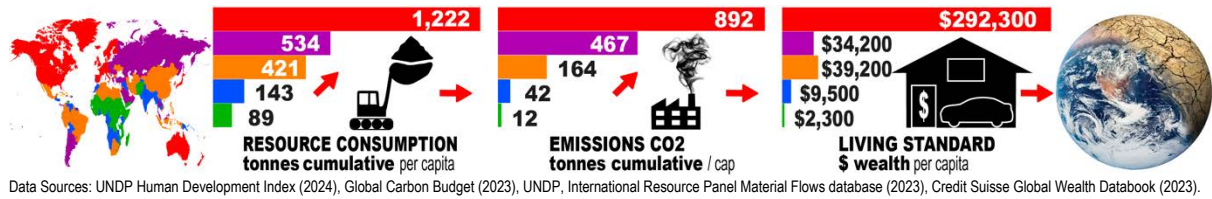
1970: a harmless 0.2°C global warming, 2024: 1.4 °C, 2050: disastrous 2.4°C,
 1970: safe 40% of UN sustainable consumption limit, 2024: 150%, 2050: devastating 300% of the limit,
 Both are now increasing at double the 1970 rate, to increase 0.1°C was 7 years then, 3.5 years now

From the time of science warnings in 1970 to 2050, on current emission and consumption trends:

In an average person’s lifetime global warming will increase 12 times, nature degradation will increase 8 times.

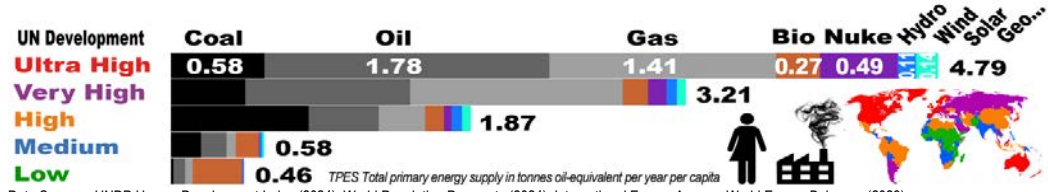
These trends are rapidly accelerating toward massive global shortages of all the essentials for life - food, water, energy, medicines, shelter - risking hundreds of millions dead, billions displaced from lands rendered uninhabitable, social-economic collapse.

As to why this is happening:

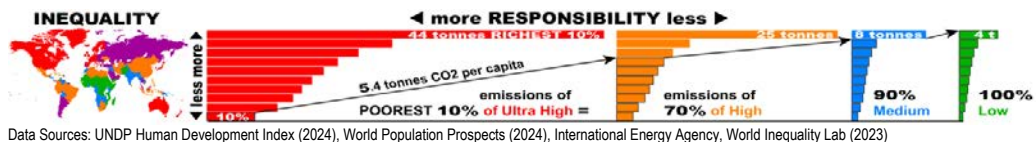


• UN 30 highest developed countries (*red*) – the most educated, healthy and wealthy - are just 13% of humanity with 65% of global wealth (*\$300 trillion*) which they have gained by causing 51% of climate changing emissions (*for energy*) and 37% of nature destroying consumption (*for materials*).

• In contrast, UN Medium (*blue*) plus Low developed (*green*) are 44% humanity with 5% wealth causing only 6% of emissions and 13% of consumption.

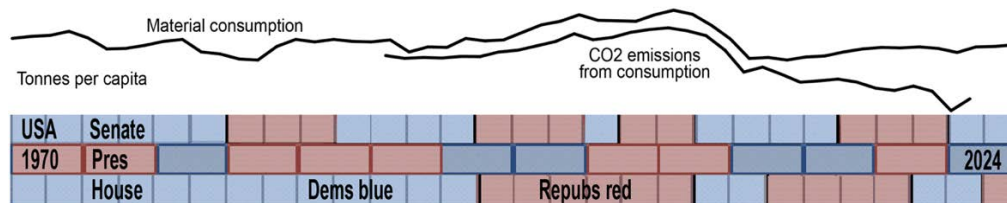


Energy from coal alone by Highest Developed equals all energy from all sources by Medium + Low



Per capita emissions of 10% Poorest Highest Developed equals 10% Richest Low Developed:

“Global rich” can’t be acted on, act on “National rich” starting in Highest Developed.



US Democrats / Republicans both have NOT acted: accurately inform People (Of the Developed US has Lowest life expectancy / health, Highest emissions)

• Developed countries “consume as if there are 4 planet Earths and emit as if they want 4°C plus global warming”.

• Most extraordinary, as a group developed countries have increased, not reduced, their ruinous high emissions and consumption for three decades. All nations follow risking collapse.

UN Climate and Biodiversity Treaty objectives are “limit global warming to well below 2°C preferably 1.5°C” and “humans live in harmony with nature by 2050” with national actions by “responsibilities... capabilities... developed countries lead”, from the authoritative sources:



un.org/en/get-involved

There has never been a greater need for accurate verified information



DEVELOPMENT CAUSE & SOLUTION to CLIMATE CHANGE & NATURE DEGRADATION	RESPONSIBILITIES – CLIMATE TREATY					RESPONSIBILITIES – BIODIVERSITY TREATY			CAPABILITIES			
	CO2 tonnes SINCE 1850	CO2 tonnes CURRENT per year	CO2 TRENDS 5 years avg % / yr	2°C 83% likely, % / yr now onward	1.5°C 83% likely, % / yr now onward	Consumption tonnes SINCE 1970	Consumption tonnes CURRENT per year	Consumption TRENDS 10 years avg % per year	SUSTAIN action per year now for 2050	EDUCATION expected years	LIFE expectancy years	WEALTH \$ (LIVING STANDARD)
PER CAPITA DATA												
ULTRA HIGH developed	892	12.3	-1.0%	-17.0%	-8t / cap	1,222	26	+0.8%	-4.9%	16.8	81.6	\$292,307
VERY HIGH developed	467	7.7	0.0%	-9.4%	-54.8%	534	17	+1.0%	-3.2%	16.3	75.6	\$34,238
HIGH developed	164	5.3	1.8%	-6.1%	-27.9%	421	17	+1.3%	-5.6%	14.6	75.2	\$39,235
MEDIUM developed	42	1.6	2.7%	-1.1%	-5.8%	143	5	+2.5%	+3.4%	12.4	68.0	\$9,500
LOW developed	12	0.6	3.9%	+1.4%	-1.2%	89	4	+2.5%	+3.8%	9.2	61.6	\$2,268
1 Switzerland	364	14.0	-3.1%	-19.3%	-12t / cap	1,468	41	+1.4%	-5.9%	16.6	84.3	\$55,674
7 Germany	1,155	10.2	-1.3%	-13.2%	-1t / cap	1,344	25	+0.6%	-4.7%	17.3	81.0	\$211,105
15 United Kingdom	1,132	7.8	-2.4%	-9.3%	-55.0%	867	18	+0.0%	-3.1%	17.6	82.2	\$235,982
20 United States	1,299	16.9	-0.8%	-26.9%	-21t / cap	1,411	32	+0.8%	-5.1%	16.4	78.2	\$423,289
75 China	197	7.4	+2.4%	-9.6%	-36.4%	556	25.6	+1.4%	-4.9%	15.2	78.6	\$59,228
89 Brazil	84	2.2	-2.9%	-2.0%	-8.5%	563	16.7	+0.1%	-2.9%	15.6	73.4	\$21,771
134 India	45	1.8	+2.5%	-1.7%	-7.4%	142	5.4	+3.2%	+1.7%	12.6	67.7	\$11,142
161 Nigeria	21	0.6	+1.9%	+0.8%	-2.1%	93	3.2	+0.7%	+5.0%	10.5	53.6	\$3,313
191 Central African Rep.	2	0.0	+2.2%	+5.5%	+3.7%	109	2.9	+1.3%	+6.0%	7.3	54.5	\$399

Data Sources: UNDP Human Development Index (2024), Global Carbon Budget (2023), UNDP, International Resource Panel Material Flows database (2023), Credit Suisse Global Wealth Databook (2023).

To citizens around the world, I say directly, we need you. Your voices – demanding responsible actions now – need to be heard clearly by your representatives.
Simon Stiell, Executive Secretary, UN Climate Treaty

The UN Executive Secretary does NOT say, “Citizens, buy electric cars and insulate more, fly and eat meat less”. He says, “Demand responsible actions now by your representatives” (example EU):



President Von der Leyen, we demand responsible action now: To limit global warming to 1.5°C, EU should reduce CO2 emissions 62% per year now, for 2°C 10%, EU’s trend is 1% reduction, 62 and 10 times less. For sustainable natural resource consumption EU should reduce consumption 4% per year now, its trend is a 1% increase.

1945

WE THE PEOPLES of the United Nations determined to save succeeding generations

- “To express their will the People must be accurately informed”.
- “Protection of public security and health requires imparting accurate information to the People to preserve the life support system, nature”.
- “Preservation information” is NOT imparted by the UN Government panels IPCC and IPBES > all UN entities follow > and then science and media organizations > “the People are NOT informed” of national “responsibilities and capabilities”, cannot demand “developed countries lead”, cannot “save succeeding generations”.
- “If concealing information from the People continues, the UN leads accelerating trends risking social-economic collapse, billions displaced, hundreds of millions dead”. UN (Secretariat) must change now.



un.org/en/get-involved

**There has never been a greater need
for accurate verified information**



GOOD NEWS, HOPE, OPTIMISM

- WE CAN DO IT. For a half century developed countries have had the education, health, wealth, science and technology to painlessly reduce emissions and consumption.
- HAPPINESS, Humans are 300,000 year old social animals and after basic material needs are met, happiness is humans, activities and nature not products, the great destroyer of nature including climate.
- ROB THE RICH. Apply the agreed principle of responsibility capability, developed lead within every country: there is no cost of living crisis, there is an inequality crisis, therefore “responsibly take from the capable rich their emissions, consumption and tax money”.

HERE are all 195 nations data

HERE is UNSG message to Governments and We the Peoples

HERE with references is “Save succeeding generations requires accurately informing the People”

Michael Wadleigh and Birgit van Munster

+44 7538 416407 whatsapp, michael.wadleigh@gmail.com

“Science has decided that it’s better to be inside the Government tent pissing out, not outside pissing in”, *European Academy Science Advisors Committee Vice President*

“No one bites the hand that finances, we play the tunes which financiers pay us to pipe (social-economic collapse)”, *Human Rights Watch executive*

End these